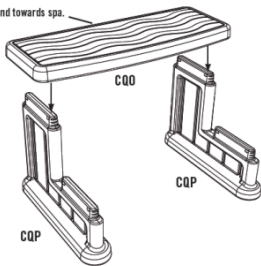


# SPASTE

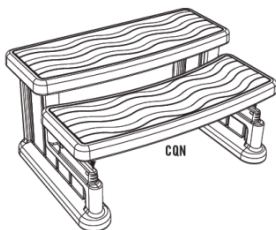
## For Rectangular or Square Spas:

1. Align the upper tab of each Leg (CQP) with the slots in the Convex Step (CQO) as shown. Press down firmly.

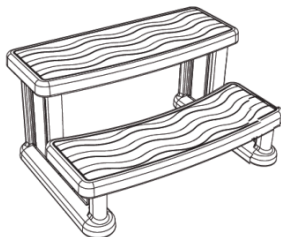
This end towards spa.



2. Align the lower tab of each Leg with the slot at the end of each Concave Step (CQN). Press down firmly.



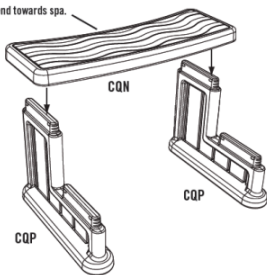
3. Set the Step next to your rectangular or square Spa.



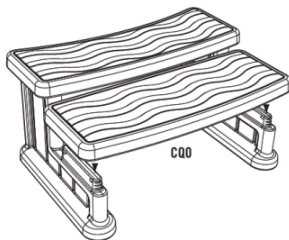
## For Round or Oval Spas:

1. Align the upper tab of each Leg (CQP) with the slots in the Concave Step (CQN) as shown. Press down firmly.

This end towards spa.



2. Align the lower tab of each Leg with the slot at the end of each Convex Step (CQO). Press down firmly.



3. Set the Step next to your round or oval Spa.

